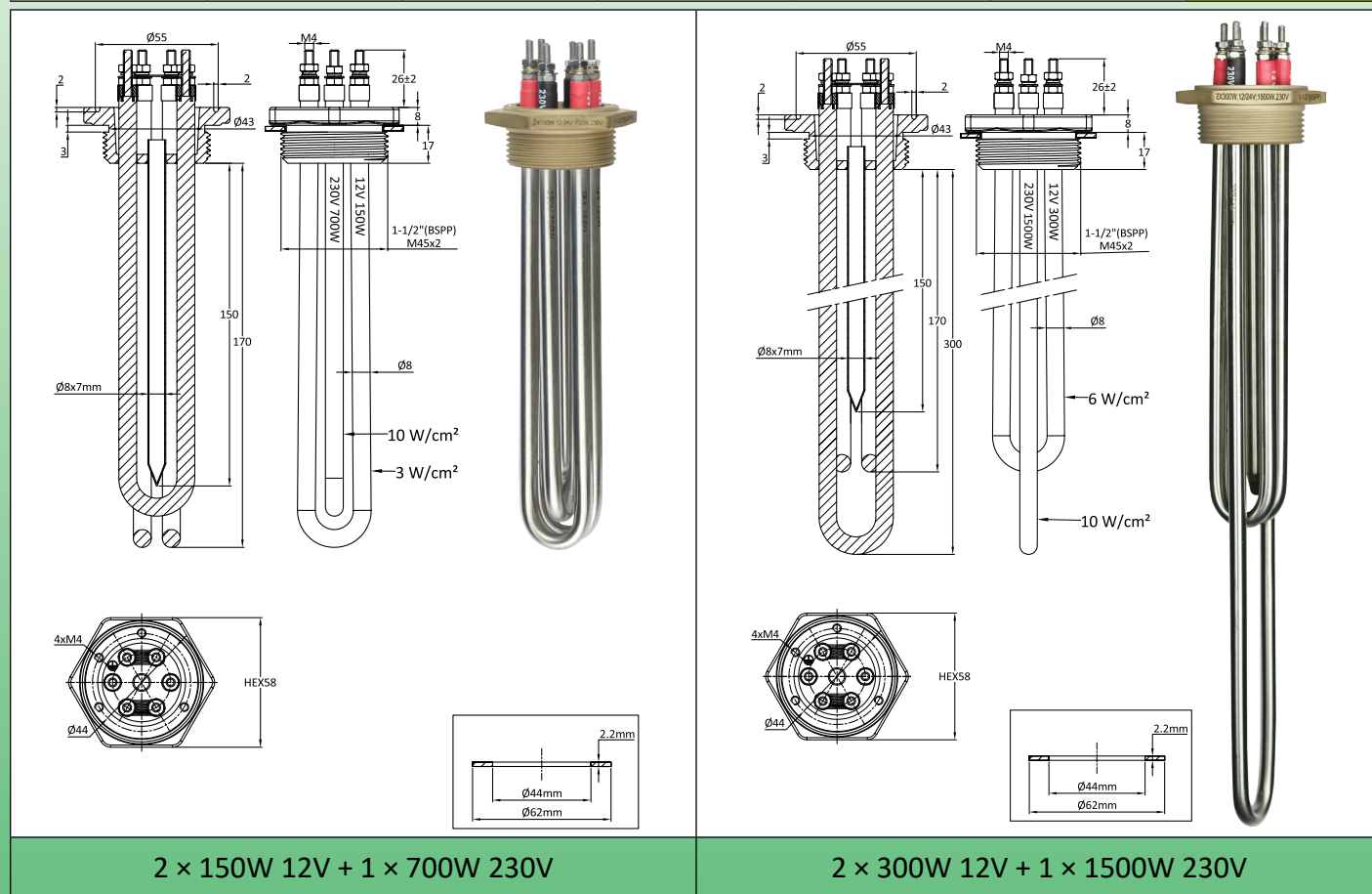




Renewable energy immersion heaters

Renewable energy 1"½ and M45x2 immersion heaters, 12 and 24V power supply with 230V auxiliary heating element, **without connection box**

Main Voltage	Low voltage Power	Auxiliary voltage	Auxiliary power	Enclosure	Threads	Type
12V, 24V	2 × 150W or 2 × 300W	230V	700W or 1500W	Without	1"½ or M45x2	9SFN200 and 9SFN500



Main application: direct use of low voltage electricity produced by wind turbines or photovoltaic solar panels, for heating liquids, domestic hot water circuits, hot water tanks. These immersion heaters make it possible to use the surplus energy produced, and not used by domestic lighting needs or small electrical appliances. They can also be used in addition to domestic hot water tanks, limiting the need for electricity from the distribution network.

Heater tube material: dia. 8mm heating elements in AISI 304 (AISI 316; AISI 321; Incolloy 800 or Incolloy 840 on request).

Fitting material: Brass, brazed on tubes. Supplied with one fiber gasket but without nut. See accessories below.

Thread: 1"½ BSPP (ISO 228) and metric thread M45x2

Thermowell: Includes one stainless steel thermowell 7mm ID.

Heating elements connections: Terminals with M4 stainless steel screw, nut and stainless steel washer. Supplied with brass straps for switching the two low voltage heaters from 12V to 24V. (Changing their connection from parallel to serial).

Low voltage heating elements are identified by a red sleeve. 230V heating elements are identified by a black sleeve.

Not heating immersed zone: 50mm.

Surface load: see drawings

Voltage: 12 or 24V DC or AC and single phase 230V for models with auxiliary power heater

Attention: Switching by a thermostatic device the heating elements in low voltage must be made by device designed for low voltage use, and withstanding the important intensity of these circuits. Similarly, the section of the power cables must be adapted.

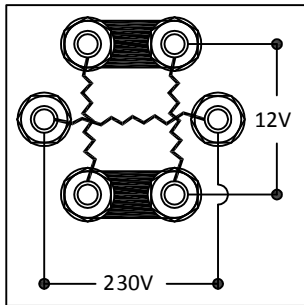
Renewable energy immersion heaters



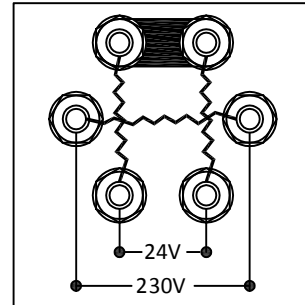
Intensity flowing in low voltage heating circuits

Voltage	Power		
	150W	300W	600W
12V	12.5A	25A	50A
24V	6.2A	12.5A	25A

Electric Wiring



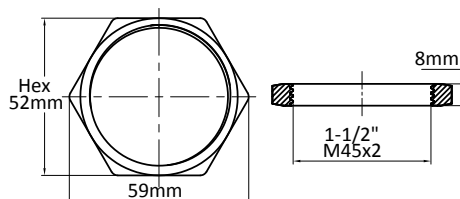
Straps position in 12V



Straps position in 24V

Main references

Fitting thread	1"½ BSPP		M45 × 2	
Power	2 × 150W 12V + 1 × 700W 230V	2 × 300W 12V + 1 × 1500W 230V	2 × 150W 12V + 1 × 700W 230V	2 × 300W 12V + 1 × 1500W 230V
Length (mm)	170	300	170	300
Surface load of 12/24V heating elements	3W/cm²	6W/cm²	3W/cm²	6W/cm²
Surface load of the 230V heating element	10W/cm²	10W/cm²	10W/cm²	10W/cm²
Reference in AISI 304	9SFN200152307217	9SFN200302615230	9SFN500152307217	9SFN500302615217
Reference in Incolloy 800	9SFN200152307K17	9SFN200302615K30	9SFN200152307K30	9SFN500302615K30



References of Brass Nuts

1"½	66NLC11280H52
M45 × 2	66NLM45280H52